

BillBook

BillBook allows you to view all versions of bills, amendments, resolutions, study bills, bill histories, fiscal notes, NOBAs, lobbyist declarations, sponsor information, chamber debate video, and more. BillBook contains information on current and historical legislation.

To open the BillBook program, click on the **Legislation** tab along the top of our website (www.legis.iowa.gov) and then click on the link entitled **BillBook**. (See below)



The Iowa Legislature > Legislation > Bill Tracking Tools

Bill Tracking Tools

- Find Legislation
- Senate & House Journals
- LSA Information
- Debate Eligibility Calendar
- Chamber Rules
- Proposed Legislation
- Tracking

Bill Tracking Tools

Prefiled Bills - Legislative bills and joint resolutions submitted for consideration by the General Assembly, before the convening of any session of the General Assembly.

BillBook - View all versions of bills and amendments, resolutions, study bills, bill histories, fiscal notes, and sponsor information. **Old version of BillBook**

Clip Sheets: [Senate](#) | [House](#) - Displays all amendments, fiscal notes, and conference committee reports for a given day.

BILLS

Number Keyword

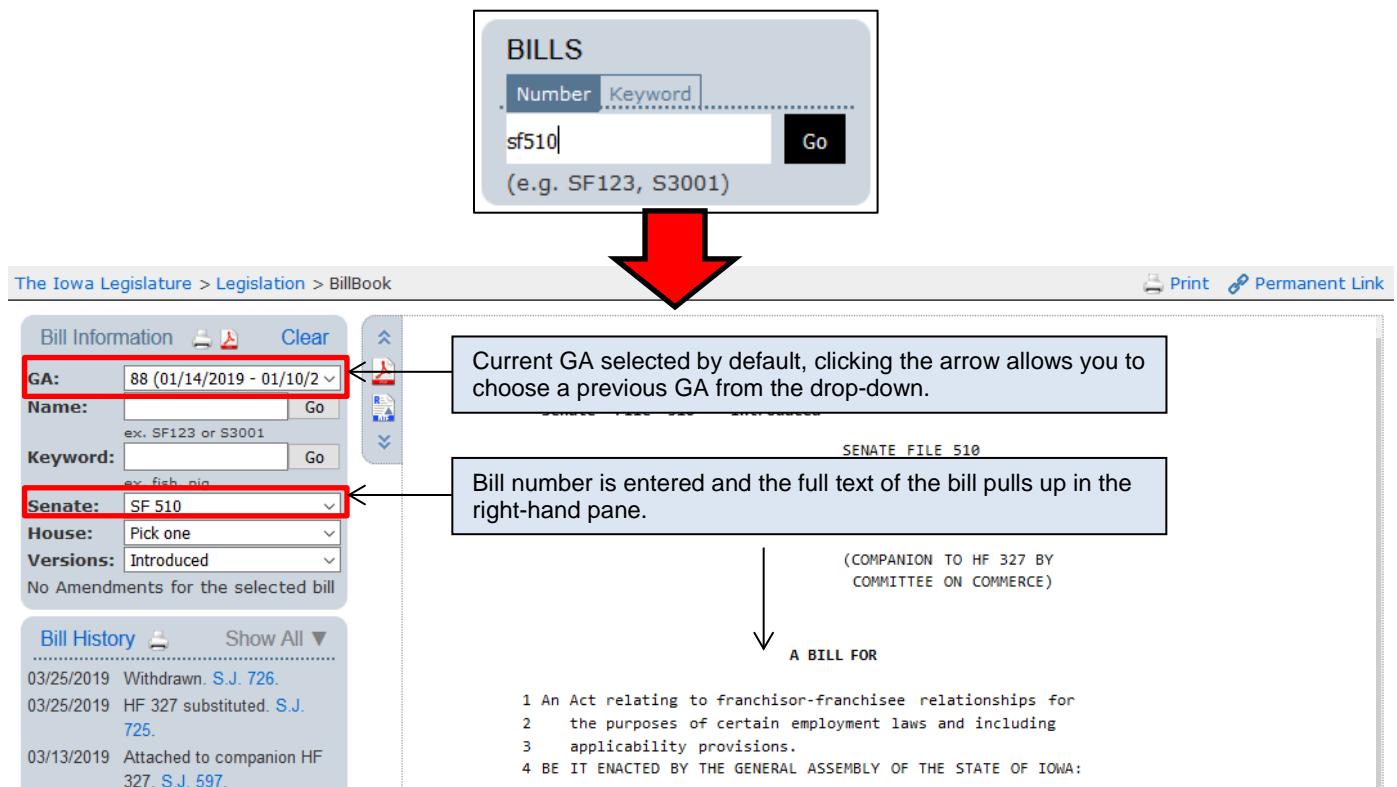
 (e.g. SF123, S3001)

IOWA CODE

Quick Search

 (e.g., 7E, 7E.1)

A user may also type a bill, amendment, or resolution number in the Bills Search Box on the home page of our website and click the **Go** button to pull up the legislation in BillBook. Using this method will show the user the current GA's legislation by default, but the user may choose a previous GA in the GA drop-down along the left-hand side of the page. (See below)



BILLS

Number Keyword
 sf510
 (e.g. SF123, S3001)

The Iowa Legislature > Legislation > BillBook

Bill Information

GA: 88 (01/14/2019 - 01/10/2020)

Name:
 ex. SF123 or S3001

Keyword:
 ex. fish, pig

Senate: SF 510

House: Pick one

Versions: Introduced

No Amendments for the selected bill

Bill History

03/25/2019 Withdrawn. S.J. 726.
 03/25/2019 HF 327 substituted. S.J. 725.
 03/13/2019 Attached to companion HF 327. S.J. 597.

SENATE FILE 510

(COMPANION TO HF 327 BY COMMITTEE ON COMMERCE)

A BILL FOR

1 An Act relating to franchisor-franchisee relationships for
 2 the purposes of certain employment laws and including
 3 applicability provisions.
 4 BE IT ENACTED BY THE GENERAL ASSEMBLY OF THE STATE OF IOWA:

Callouts:


- Current GA selected by default, clicking the arrow allows you to choose a previous GA from the drop-down.
- Bill number is entered and the full text of the bill pulls up in the right-hand pane.

See example bill in **BillBook** below:


The screenshot shows the BillBook interface with several callout boxes providing instructions:

- GA:** 88 (01/14/2019 - 01/10/20) - A dropdown arrow icon is circled in blue. Callout: "Default is the current GA; click the arrow to choose a different GA."
- Name:** [] - A "Go" button is circled in red. Callout: "Type in a bill, amendment, or resolution and click **Go** to pull up the full text at right."
- Keyword:** [] - A "Go" button is circled in red. Callout: "Type in a keyword for the legislation and click Go to launch a search of current legislation related to that term. Search results will display in a new tab."
- Senate:** SF 510 - A dropdown arrow icon is circled in red. Callout: "Click the arrow next to the appropriate chamber to pull up all of that chamber's current legislation and select one from the list to display the content at right."
- House:** Pick one - A dropdown arrow icon is circled in red. Callout: "Click the arrow next to the appropriate chamber to pull up all of that chamber's current legislation and select one from the list to display the content at right."
- Versions:** Introduced - A dropdown arrow icon is circled in red. Callout: "Click the arrow next to the appropriate chamber to pull up all of that chamber's current legislation and select one from the list to display the content at right."
- Bill History:** A "Show All" dropdown is circled in blue. Callout: "The most current version of the bill will be selected by default, click the arrow to choose a previous version of the bill. Based on the version selected, the page will update accordingly." Below this, a list of bill history entries is shown, including dates and descriptions like "Withdrawn. S.J. 726." and "Attached to companion HF 327. S.J. 597."
- Fiscal Notes and NOBA Information:** A section with "None" listed. Callout: "All NOBA or Fiscal Note information will display in this section. This content updates depending on the bill selected above. All links are active, so a user can pull up the full text of the information by clicking on the link and a new tab will open displaying that information."
- Related Information:** A section with links for "Track Versions", "Floor Managers", "Related Documents", and "Search in Bill:". Callout: "All related information on the bill will display in this section. This may include links to the different versions of the bill (as shown in this example), links to the floor managers' pages on our website, lobbyist declarations on the version of the bill selected, related documents, and links to the Senate & House video of the debate on the bill. Clicking on these links will open a new tab with the information selected."
- Sections Affected:** A "Show All" dropdown is circled in blue. Callout: "Click **Show All** to view all Code sections affected by this legislation." Below this, a list of affected code sections is shown, including "Section 1. NEW SECTION. 85.55 Franchisor-franchisee".
- Tagged Topics:** A "Show All" dropdown is circled in blue. Callout: "Click **Show All** to view all tagged topics related to this legislation. Clicking a tagged topic will open a new tab and display all current legislation tagged with that topic."

Print Options:

To print the text of different versions of the bill selected and/or all the amendments associated with the selected bill, click the **Printer icon** next to the **Bill Information** heading.  The icon is circled green on the screen above.

To open a PDF copy of the information, click on the **PDF icon** in the upper right-hand corner of the screen, circled above in black. PDFs are printer-friendly. 

To open a RTF document of the information (which will open a Word document and insert the full text of the legislation into it), click the **RTF icon** above, circled in black. Using this method, a user can make notes on the Word versions of the bill or edit the content as the user wishes. 

Print Options Continued:

When a user clicks the Print icon in the upper right-hand corner, the layout of the page will change to that shown in the picture below.

The Iowa Legislature > Dashboard Permanent Link Print

Panel Layout ▾

Print options for SF 510

Introduced
 Reprinted
 Enrolled

Print Bill Print Selected Amendments Print Bill and Selected Amendments

Select All Amendments
 Select All Introduced Amendments
 Select All Adopted Amendments
 Select All Reprinted Amendments

Clear All Amendments

<input type="checkbox"/> CCS-510	Gronstal	<input type="checkbox"/> H-1365	Appropriation
<input type="checkbox"/> H-1367 (2nd)	Paustian	<input type="checkbox"/> H-1369 (2nd)	Winckler
<input type="checkbox"/> H-1370 (2nd)	Rizer	<input type="checkbox"/> H-1371 (2nd)	Hall
<input type="checkbox"/> H-1372 (2nd)	Isenhart	<input type="checkbox"/> H-1373 (2nd)	Heddens
<input type="checkbox"/> H-1374 (2nd)	Mascher	<input type="checkbox"/> H-1375 (2nd)	Kearns
<input type="checkbox"/> H-1376 (2nd)	Running-Marquardt	<input type="checkbox"/> H-1377 (2nd)	Hall
<input type="checkbox"/> H-1378 (2nd)	Mascher	<input type="checkbox"/> H-1379	Kressig
<input type="checkbox"/> S-3182	Johnson	<input type="checkbox"/> S-3183	Johnson
<input type="checkbox"/> S-3188	Dvorsky	<input type="checkbox"/> S-3191 (2nd)	Dvorsky
<input type="checkbox"/> S-3190	Dvorsky	<input type="checkbox"/> S-3192	Kapucian
<input type="checkbox"/> S-3193	Chelgren	<input type="checkbox"/> S-3194	Smith
<input type="checkbox"/> S-3195	Dvorsky	<input type="checkbox"/> S-3196	Bertrand
<input type="checkbox"/> S-3197	Bertrand	<input type="checkbox"/> S-3198	Chelgren
<input type="checkbox"/> S-3199	Chelgren	<input type="checkbox"/> S-3201	Dvorsky

Notes:
Bolded amendments have amendments filed to them
(2nd) - this is a second degree amendment (amendment to an amendment)
(3rd) - this is a third degree amendment (amendment to an amendment to an amendment)
(D/R) - this amendment was either Divided or Reconsidered, please check the Bill History
(No BH) - this amendment doesn't have a Bill History entry, Bill Histories are available the next day

Clicking these buttons will select the corresponding amendments on the list below. For example, clicking the button in front of "Select All Introduced Amendments" will select those amendments in the list below.

The Show More Information button gives more information about each of the amendments listed, showing the history for each amendment.

Under the Notes heading, there is a key with explanations of what the notations on each amendment listed above mean.

A user can select what they wish to print by clicking the buttons/boxes to the left of the items. After making a selection, click the **Print Bill**, **Print Selected Amendments**, or **Print Bill and Selected Amendments** button. (Circled in green on the screen above.)

Click the back button in your browser to be taken back to the main screen.

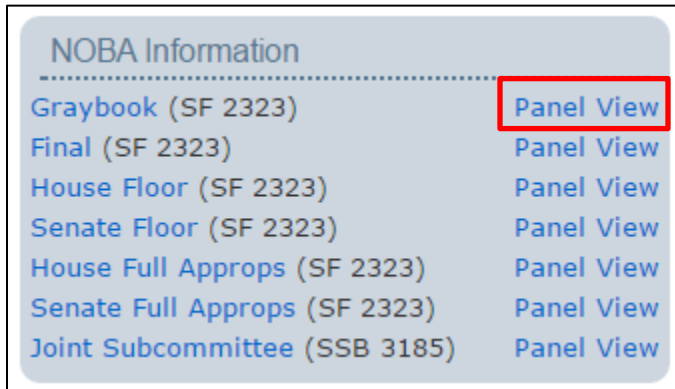
NOBA Panels:

When viewing legislation in BillBook, if a Notes on Bills and Amendments (NOBA) has been drafted for a piece of legislation, links for the NOBA will be displayed in the NOBA Information pane (below the Bill History section at left). If the NOBA contains notes (i.e., is not an Executive Summary only), a link for "Panel View" will be displayed next to the NOBA version name.

Clicking "Panel View" will display a panel layout, in which legislation appears side-by-side with its NOBA notes.

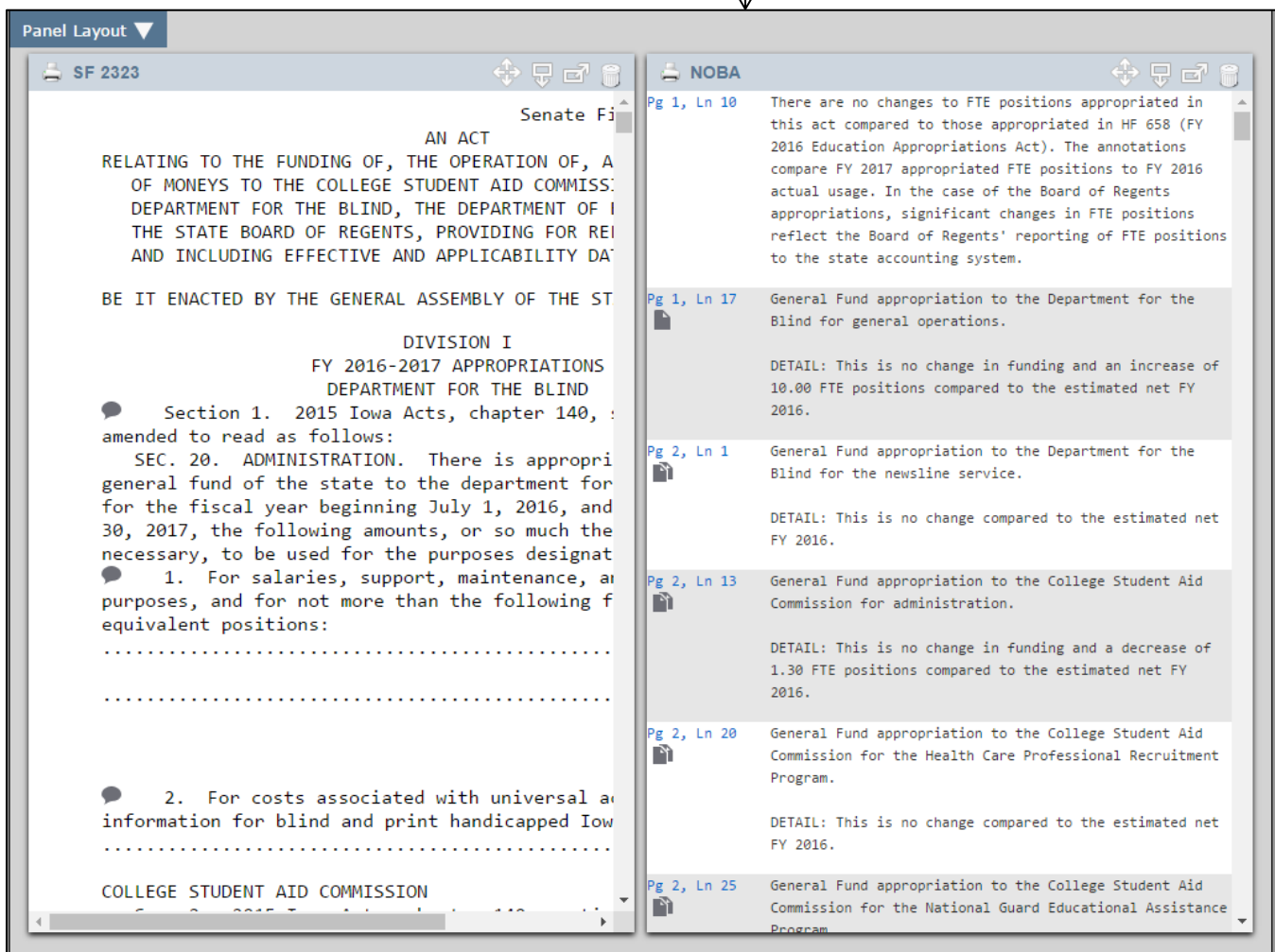
On the NOBA panel, the page and line numbers for the notes are hyperlinked. Clicking on a page and line number for a NOBA note will scroll to the corresponding line number (for Introduced and Reprinted versions). In addition, clicking on a page and line number will open new panels within the same layout and, if information is available, will display Fiscal topics and Schedule 6 associated with the budget unit referenced in the note.

Scrolling through the NOBA and clicking other page and line numbers will refresh the displays accordingly.



NOBA Information

Graybook (SF 2323)	Panel View
Final (SF 2323)	Panel View
House Floor (SF 2323)	Panel View
Senate Floor (SF 2323)	Panel View
House Full Approps (SF 2323)	Panel View
Senate Full Approps (SF 2323)	Panel View
Joint Subcommittee (SSB 3185)	Panel View



Panel Layout

SF 2323

Senete Fi

AN ACT
RELATING TO THE FUNDING OF, THE OPERATION OF, A
OF MONEYS TO THE COLLEGE STUDENT AID COMMISS:
DEPARTMENT FOR THE BLIND, THE DEPARTMENT OF I
THE STATE BOARD OF REGENTS, PROVIDING FOR REI
AND INCLUDING EFFECTIVE AND APPLICABILITY DA

BE IT ENACTED BY THE GENERAL ASSEMBLY OF THE ST

DIVISION I
FY 2016-2017 APPROPRIATIONS
DEPARTMENT FOR THE BLIND

Section 1. 2015 Iowa Acts, chapter 140, :
amended to read as follows:
SEC. 20. ADMINISTRATION. There is appropri
general fund of the state to the department for
for the fiscal year beginning July 1, 2016, and
30, 2017, the following amounts, or so much the
necessary, to be used for the purposes designat

1. For salaries, support, maintenance, ar
purposes, and for not more than the following f
equivalent positions:
.....
.....

2. For costs associated with universal a
information for blind and print handicapped Iow
.....

COLLEGE STUDENT AID COMMISSION

NOBA

Pg 1, Ln 10 There are no changes to FTE positions appropriated in this act compared to those appropriated in HF 658 (FY 2016 Education Appropriations Act). The annotations compare FY 2017 appropriated FTE positions to FY 2016 actual usage. In the case of the Board of Regents appropriations, significant changes in FTE positions reflect the Board of Regents' reporting of FTE positions to the state accounting system.

Pg 1, Ln 17 General Fund appropriation to the Department for the Blind for general operations.
DETAIL: This is no change in funding and an increase of 10.00 FTE positions compared to the estimated net FY 2016.

Pg 2, Ln 1 General Fund appropriation to the Department for the Blind for the newslne service.
DETAIL: This is no change compared to the estimated net FY 2016.

Pg 2, Ln 13 General Fund appropriation to the College Student Aid Commission for administration.
DETAIL: This is no change in funding and a decrease of 1.30 FTE positions compared to the estimated net FY 2016.

Pg 2, Ln 20 General Fund appropriation to the College Student Aid Commission for the Health Care Professional Recruitment Program.
DETAIL: This is no change compared to the estimated net FY 2016.

Pg 2, Ln 25 General Fund appropriation to the College Student Aid Commission for the National Guard Educational Assistance Program

Creating a Permanent Link to Legislation:

A user may wish to post a link to a piece of legislation on a website or to simply have a way to quickly get to a piece of legislation. In this case, one may use the **Permanent Link** at the top of the screen. (See below)



The Iowa Legislature > Legislation > BillBook

[Permanent Link](#) [Print](#)

The IOWA LEGISLATURE

Bill Information

GA: 86 (01/12/2015 - 01/08/2017)

Find:

ex. SF123 or S3001

Senate: SF 510

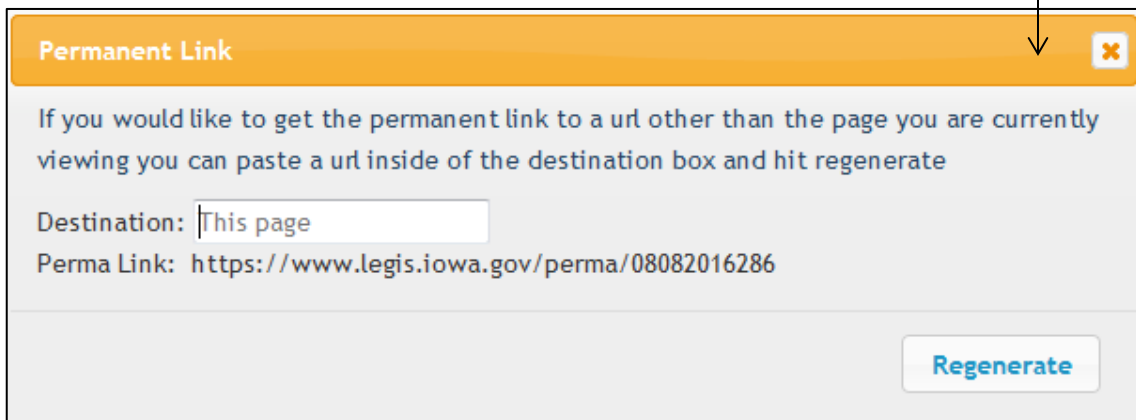
House: Pick one

Versions: Enrolled

CCR: CCS-510

A black circle highlights a PDF icon in the left sidebar.

Clicking this link will open the box below.



Permanent Link

If you would like to get the permanent link to a url other than the page you are currently viewing you can paste a url inside of the destination box and hit regenerate

Destination:

Perma Link: <https://www.legis.iowa.gov/perma/08082016286>

The “perma link” for the page the user is viewing is given. This link will always pull up this page, hence the name perma link. The user can copy and paste the URL onto their website or into a browser window to link to this page on our site. This method assumes that the user wants to link to the currently displayed page in BillBook.

If a user wishes to link to a PDF version of this legislation, click the PDF button in the upper left-hand corner (this is circled in black in the first screen above), copy the PDF URL, go back to the main page of BillBook and then click **Permanent Link**. In the Destination box, paste the URL of the PDF and then click the **Regenerate** button (See screen above). The perma link will update and now the user can use that link to go directly to the PDF version.